

# IMPLEMENT

Course Tutorial





# IMPLEMENT COURSE TUTORIAL

PROJECT NO: 2016-1-TR01-KA202-034059

Integrated Management of Pesticides  
and Liable Exposure with Machinery  
Executing Needed Treatments



# IMPLEMENT e-learning Platform

## «Introduction

With the IMPLEMENT project aims to develop an interactive training platform for all users and manufacturers, especially farmers, agricultural engineers, agricultural consultants and trainers, including safe machine use, correct application, calibration, adjustment and maintenance and work safety.

The training content includes essential information on safe use of pesticides, spraying techniques, plant protection machinery use, maintenance, functional controls and preparation of user manual of sprayers. It can be used for distance learning (stand alone e-learning) or combined training. The modules take the user gradually to higher levels.

# IMPLEMENT e-learning Platform

## «Introduction

The e-learning platform main target users are:

- farmers, managers of farms
- agronomists and agricultural advisory services
  - students of technical and vocational and university faculties of agriculture, agricultural engineers
- technical operators of plant protection machinery
  - functional control technicians
- Plant protection machinery manufacturers



# IMPLEMENT e-learning Platform

## «Introduction

The e-learning platform contains courses in following languages:  
EN / TR / IT / ES



# IMPLEMENT e-learning Platform

## «Introduction

The e-learning courses are constituted of 6 Didactic Units:

Safe use of pesticide  00

General overview on sprayers  01

Correct and sustainable use of the main types of sprayers  02

Calibration and maintenance of the main types of sprayers  03

Functional inspection of sprayers  04

Editing of a user friendly guide on sprayers  05

# IMPLEMENT e-learning Platform

## «Introduction

The IMPLEMENT e-learning Platform is available at:  
[www.implement.farm/moodle/](http://www.implement.farm/moodle/)

It is created using Moodle.

To enroll the course, the student must register first.



# IMPLEMENT e-learning Platform

## «How to access the course



For full access to courses you'll need to take a minute to create a new account for yourself on this web site. Each of the individual courses may also have a one-time "enrolment key", which you won't need until later.

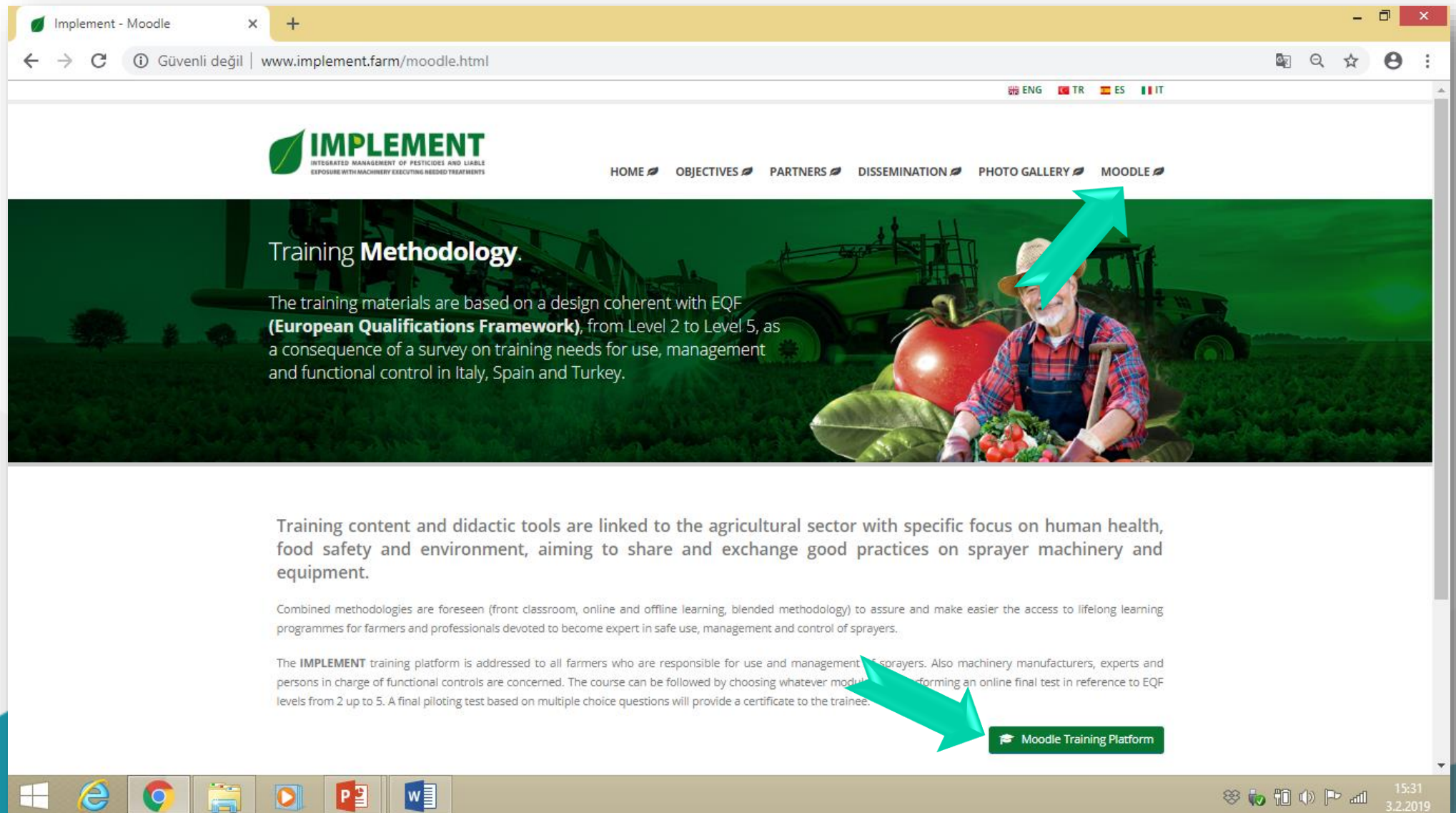




# IMPLEMENT e-learning Platform

## «How to access the course

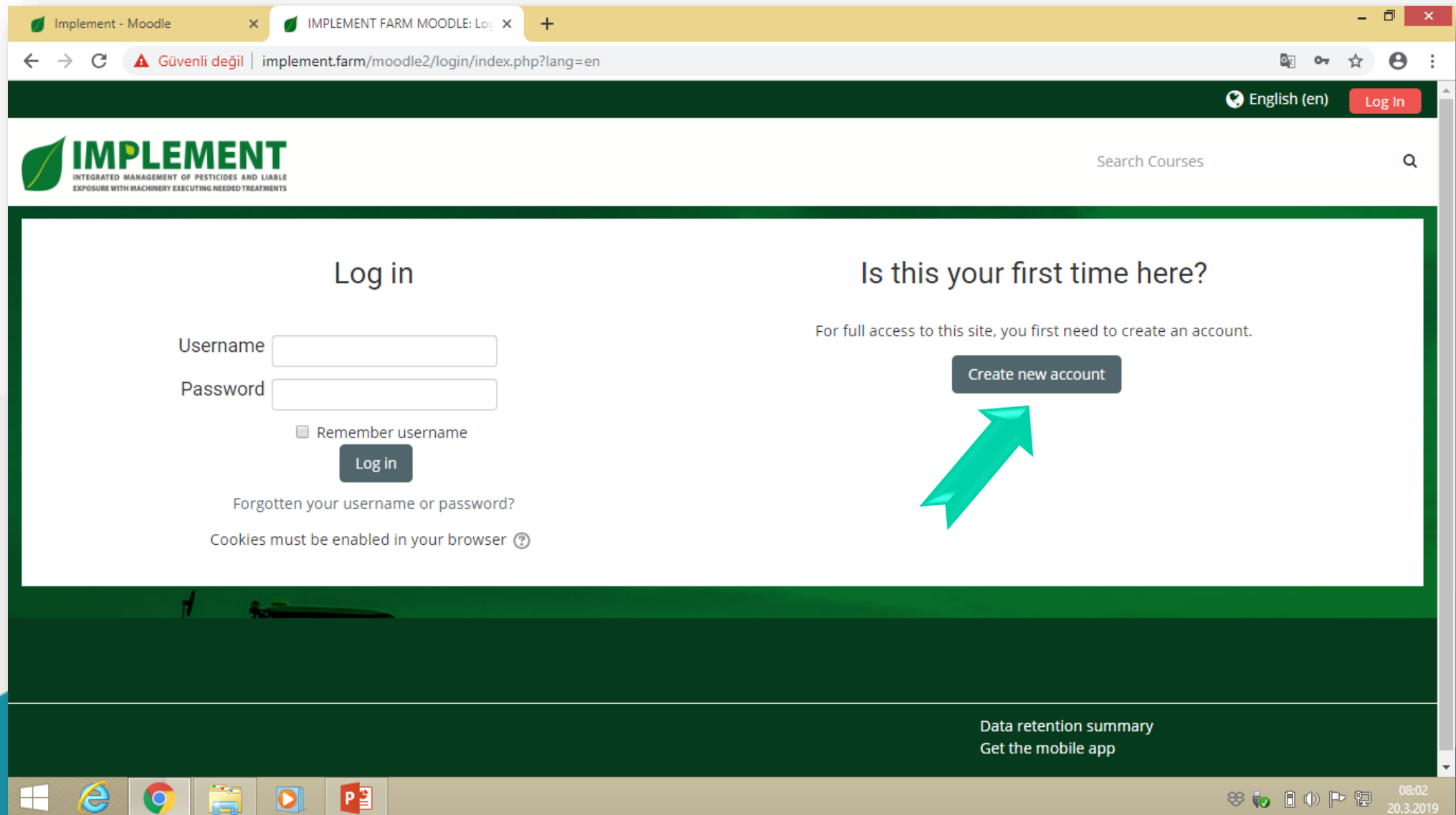
Click on  
«Moodle» and «Moodle  
Training Platform»  
button



# IMPLEMENT e-learning Platform

## «How to access the course

Click on  
«New account»  
button



Implement - Moodle x IMPLEMENT FARM MOODLE: Log x +

← → ↻ ⚠ Güvenli değil | implement.farm/moodle2/login/index.php?lang=en

English (en) Log In

**IMPLEMENT**  
INTEGRATED MANAGEMENT OF PESTICIDES AND LIABLE  
EXPOSURE WITH MACHINERY EXECUTING NEEDED TREATMENTS

Search Courses

### Log in

Username

Password

☐ Remember username

Log in

Forgotten your username or password?

Cookies must be enabled in your browser ?

### Is this your first time here?

For full access to this site, you first need to create an account.

Create new account

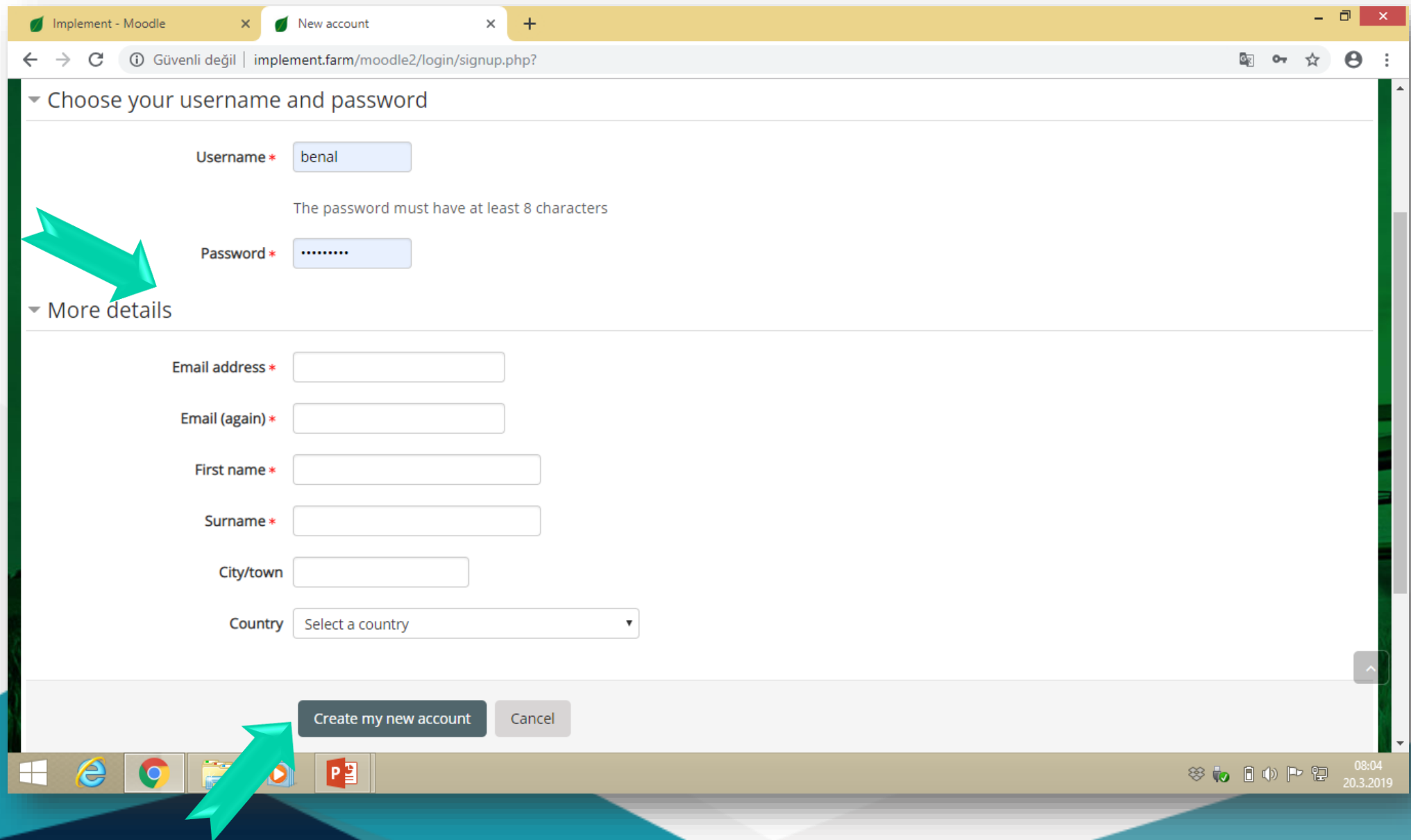
Data retention summary  
Get the mobile app

08:02  
20.3.2019

# IMPLEMENT e-learning Platform

## «How to access the course»

Fill out the  
«New Account» form  
with your details...



Implement - Moodle x New account x +

← → ↻ ⓘ Güvenli değil | implement.farm/moodle2/login/signup.php?

▼ Choose your username and password

Username \* benal

The password must have at least 8 characters

Password \* .....

▼ More details

Email address \*

Email (again) \*

First name \*

Surname \*

City/town

Country

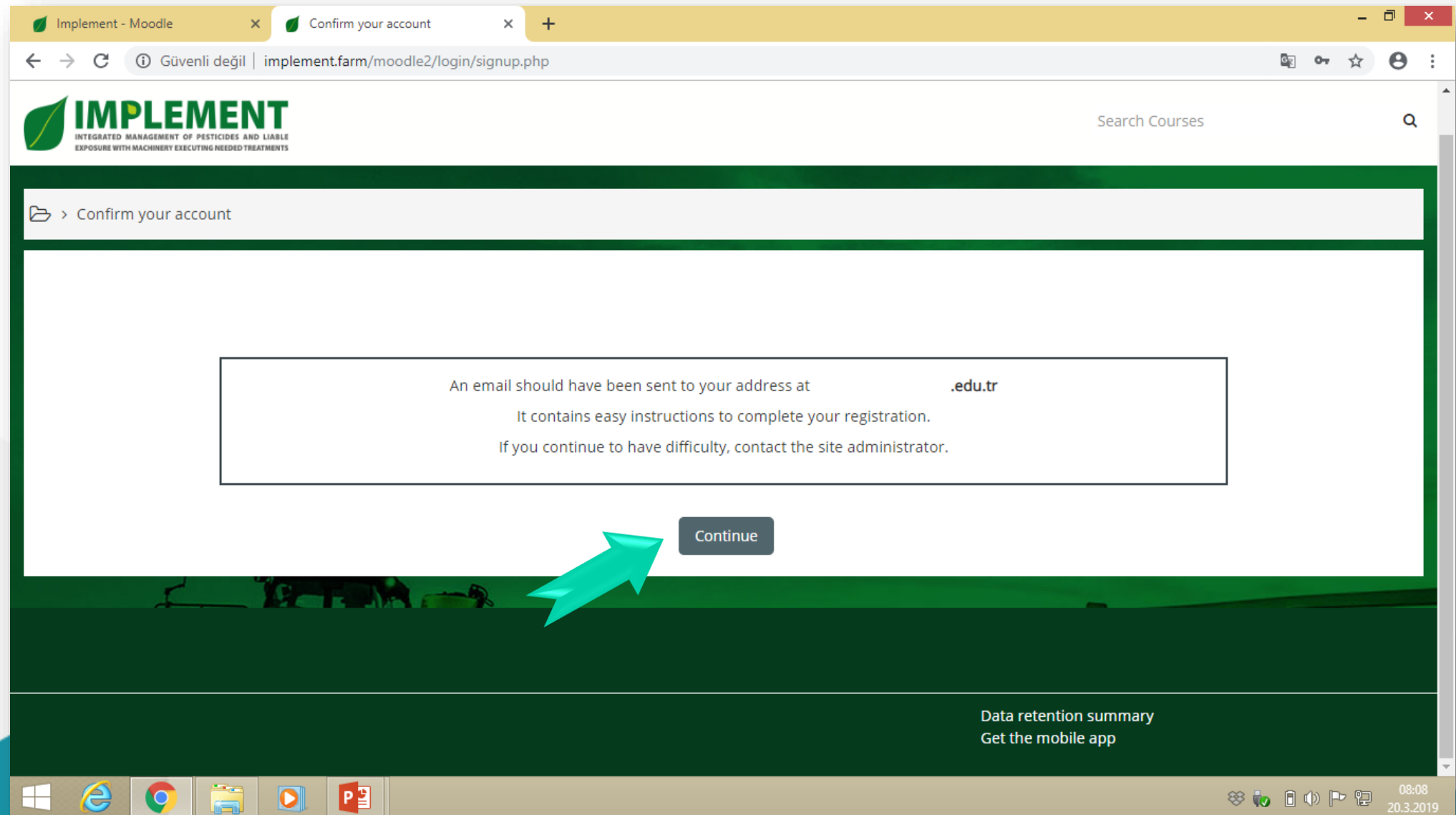
Create my new account Cancel

Click on  
«Create my new  
account»...

# IMPLEMENT e-learning Platform

## «How to access the course

An e-mail will be immediately sent to your e-mail address you provided. Click continue...

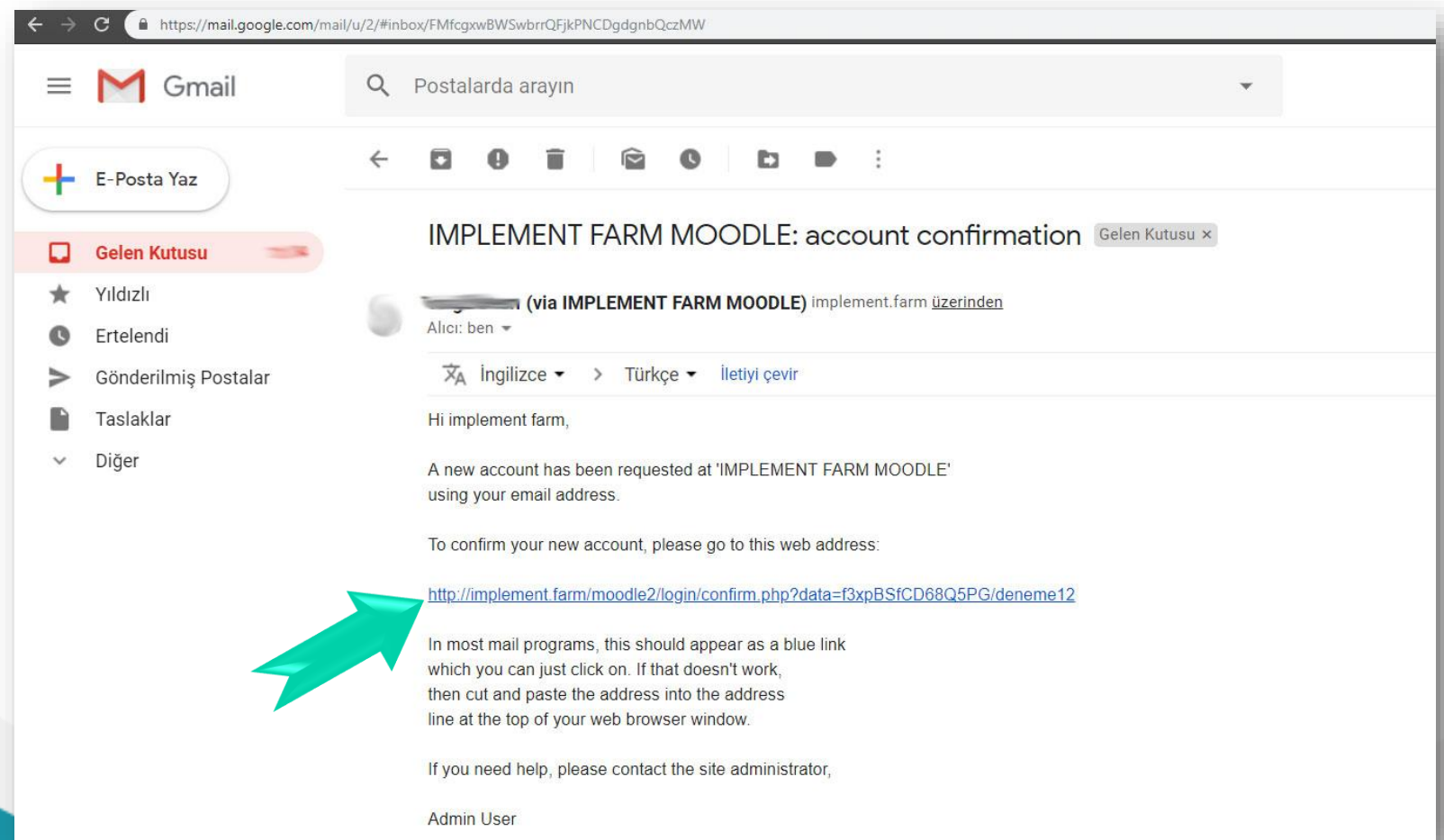




# IMPLEMENT e-learning Platform

## «How to access the course

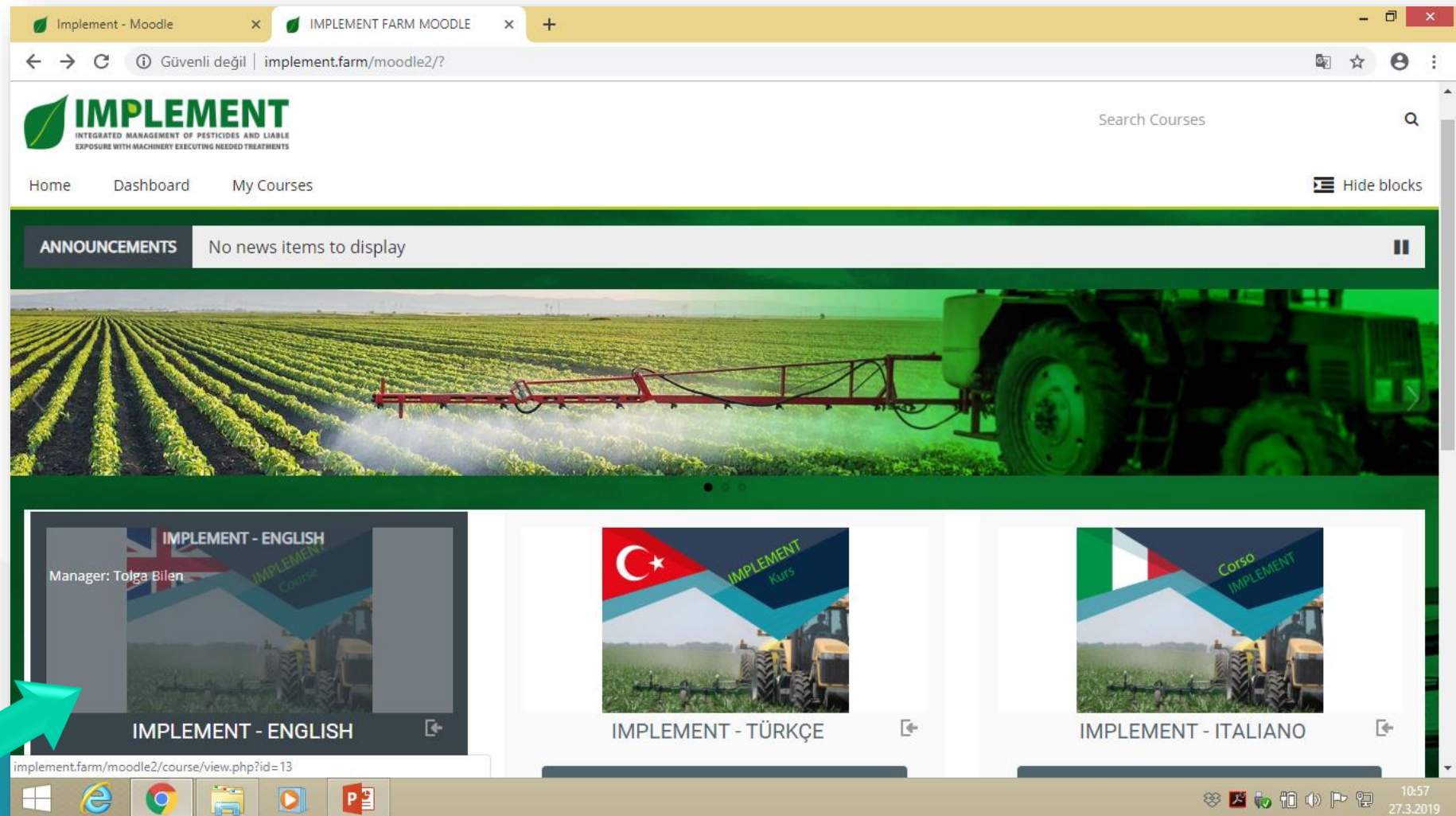
Read your e-mail, and click on the web link it contains



# IMPLEMENT e-learning Platform

## «How to access the course

Your account will be confirmed and you will be logged in. Now, you can select the course you want to participate in.

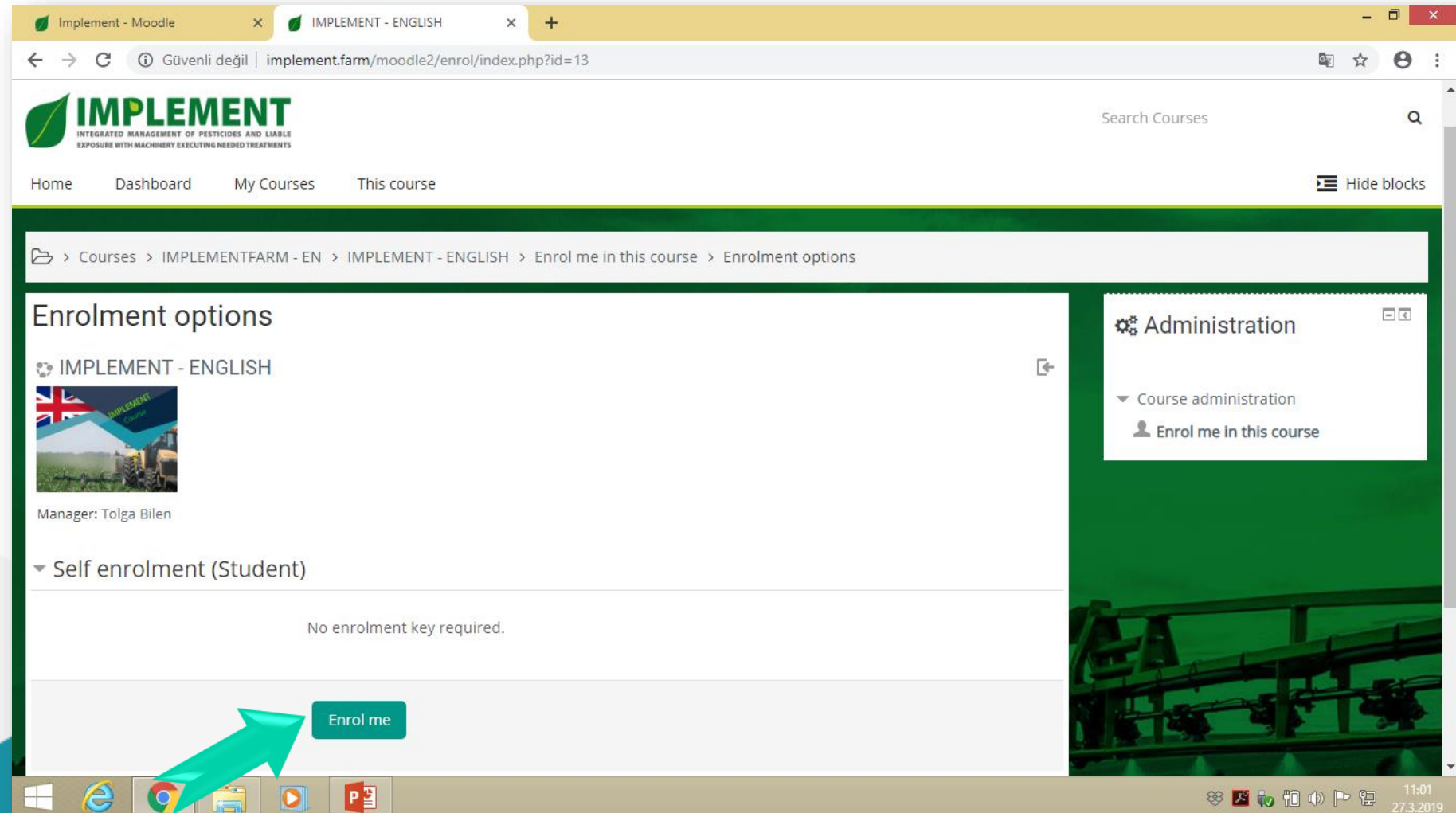




# IMPLEMENT e-learning Platform

## «How to access the course

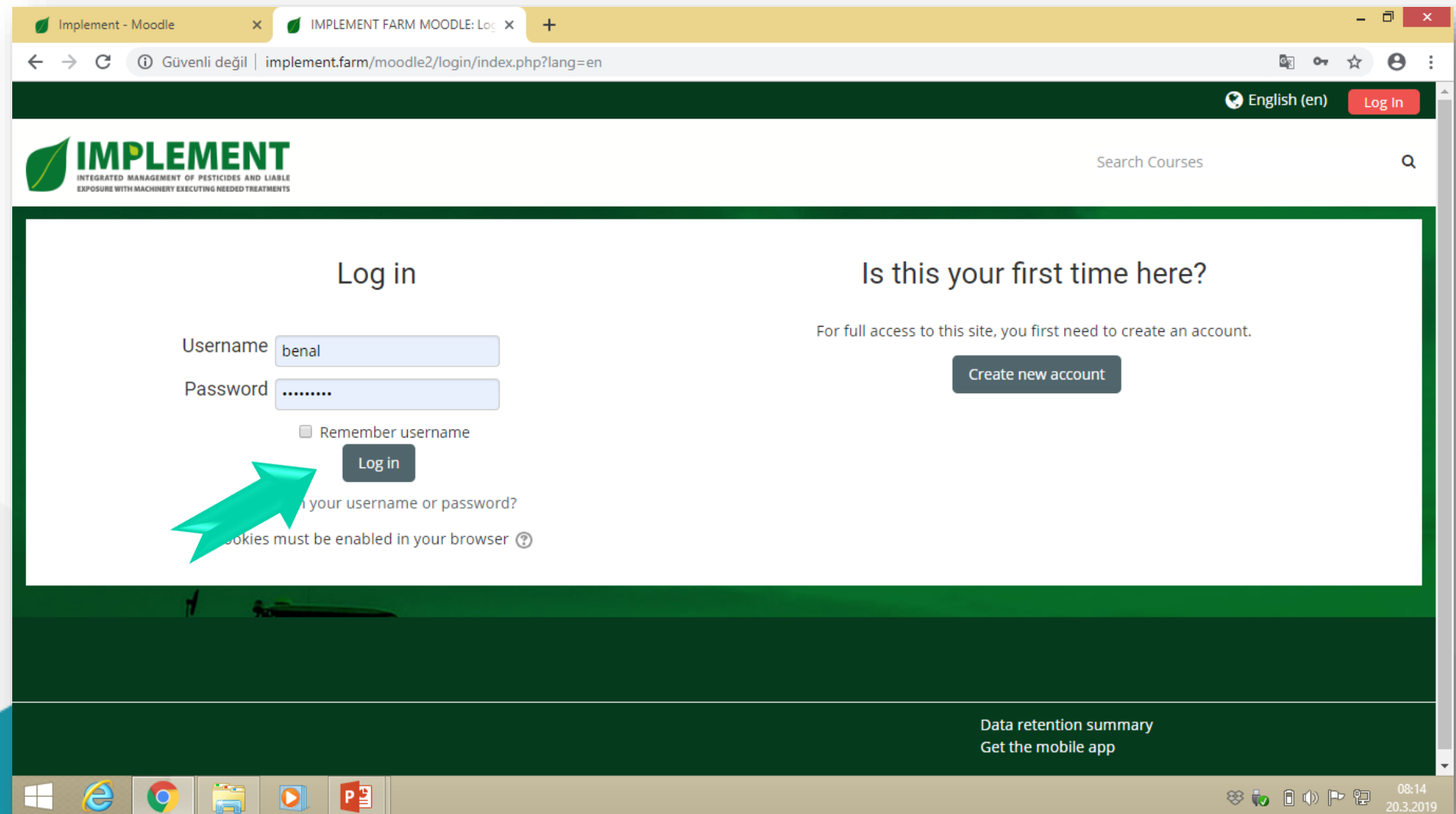
Now, you should follow  
self enrolment procedure.  
You can click on «Enroll  
me».  
You can now  
access the full course.



# IMPLEMENT e-learning Platform

## «How to access the course

From now on,  
you will only need to  
enter your personal  
username and password  
(in the form on this page)  
to log in and access  
any course you have enrolled  
in.

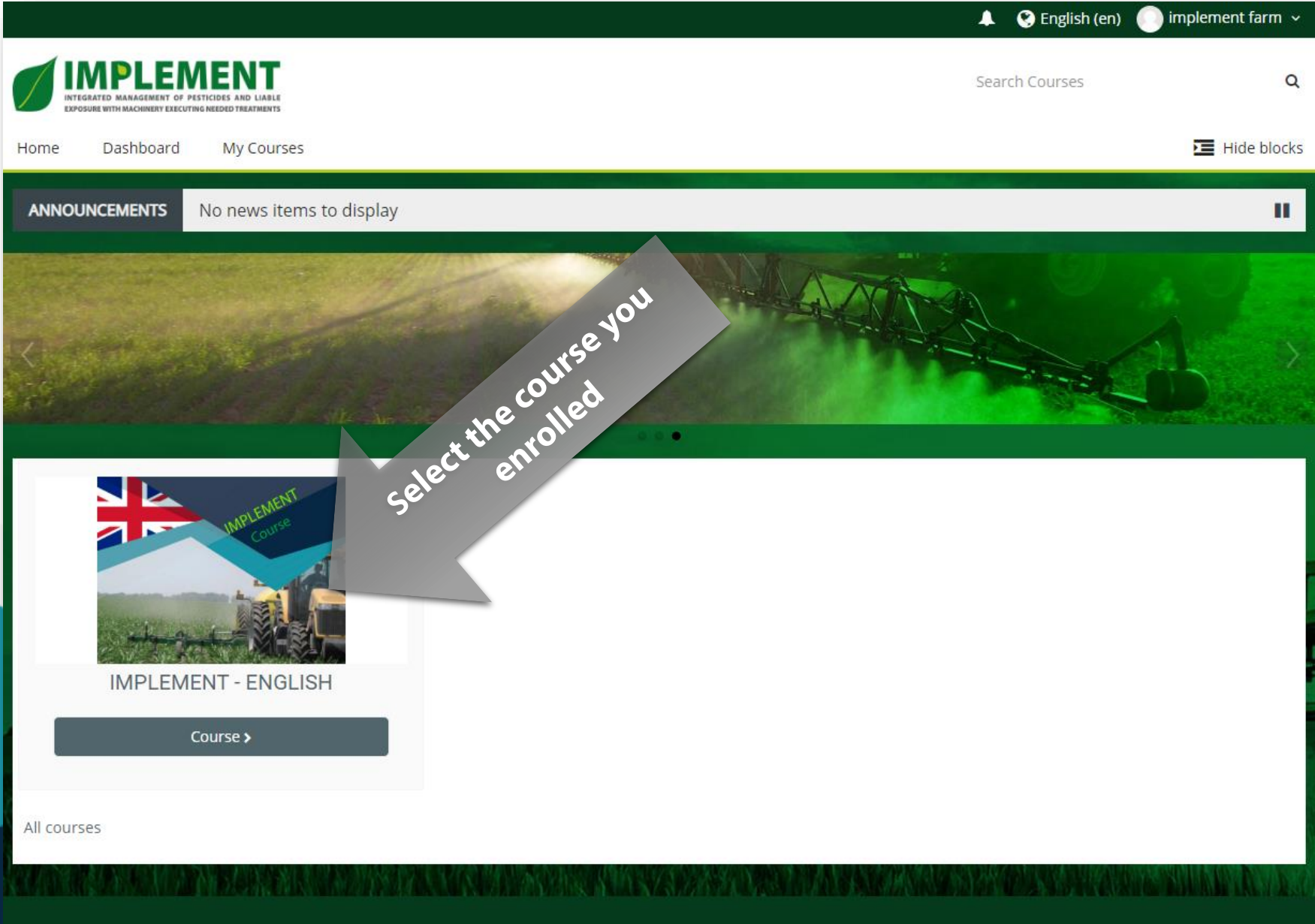


The screenshot shows a web browser window with the URL `implement.farm/moodle2/login/index.php?lang=en`. The page features the IMPLEMENT logo and a search bar. The main content area is titled "Log in" and contains a form with fields for "Username" (containing "benal") and "Password" (masked with dots). Below the password field is a checkbox for "Remember username" and a "Log in" button. A red arrow points to the "Log in" button. To the right of the login form, there is a section titled "Is this your first time here?" with the text "For full access to this site, you first need to create an account." and a "Create new account" button. At the bottom of the page, there are links for "Data retention summary" and "Get the mobile app". The browser's taskbar at the bottom shows various application icons and the system clock indicating 08:14 on 20.3.2019.



# IMPLEMENT e-learning Platform

## «Inside the course»



The screenshot shows the IMPLEMENT e-learning platform interface. At the top, there is a dark green header with the IMPLEMENT logo and the text "INTEGRATED MANAGEMENT OF PESTICIDES AND LIABLE EXPOSURE WITH MACHINERY EXECUTING NEEDED TREATMENTS". Below the header, there is a navigation bar with links for "Home", "Dashboard", and "My Courses". A search bar labeled "Search Courses" is also present. A "Hide blocks" button is located on the right side of the navigation bar. Below the navigation bar, there is a section for "ANNOUNCEMENTS" with the text "No news items to display". A large banner image shows a green tractor spraying a field. Below the banner, there is a section for "All courses" with a card for "IMPLEMENT - ENGLISH". The card features a Union Jack flag, the text "IMPLEMENT Course", and a button labeled "Course >". A large grey arrow points from the text "Select the course you enrolled" to the "Course >" button.

English (en) implement farm

Search Courses

Home Dashboard My Courses

Hide blocks

ANNOUNCEMENTS No news items to display

IMPLEMENT Course

IMPLEMENT - ENGLISH

Course >


All courses

Select the course you enrolled

# IMPLEMENT e-learning Platform

## «Inside the course

Within the course,  
you can study  
specific didactic  
units. Mark the  
completion box that  
we have shown with  
the red arrow after  
studying didactic  
units. Now, you can  
attempt self-  
evaluation test  
(Quiz).

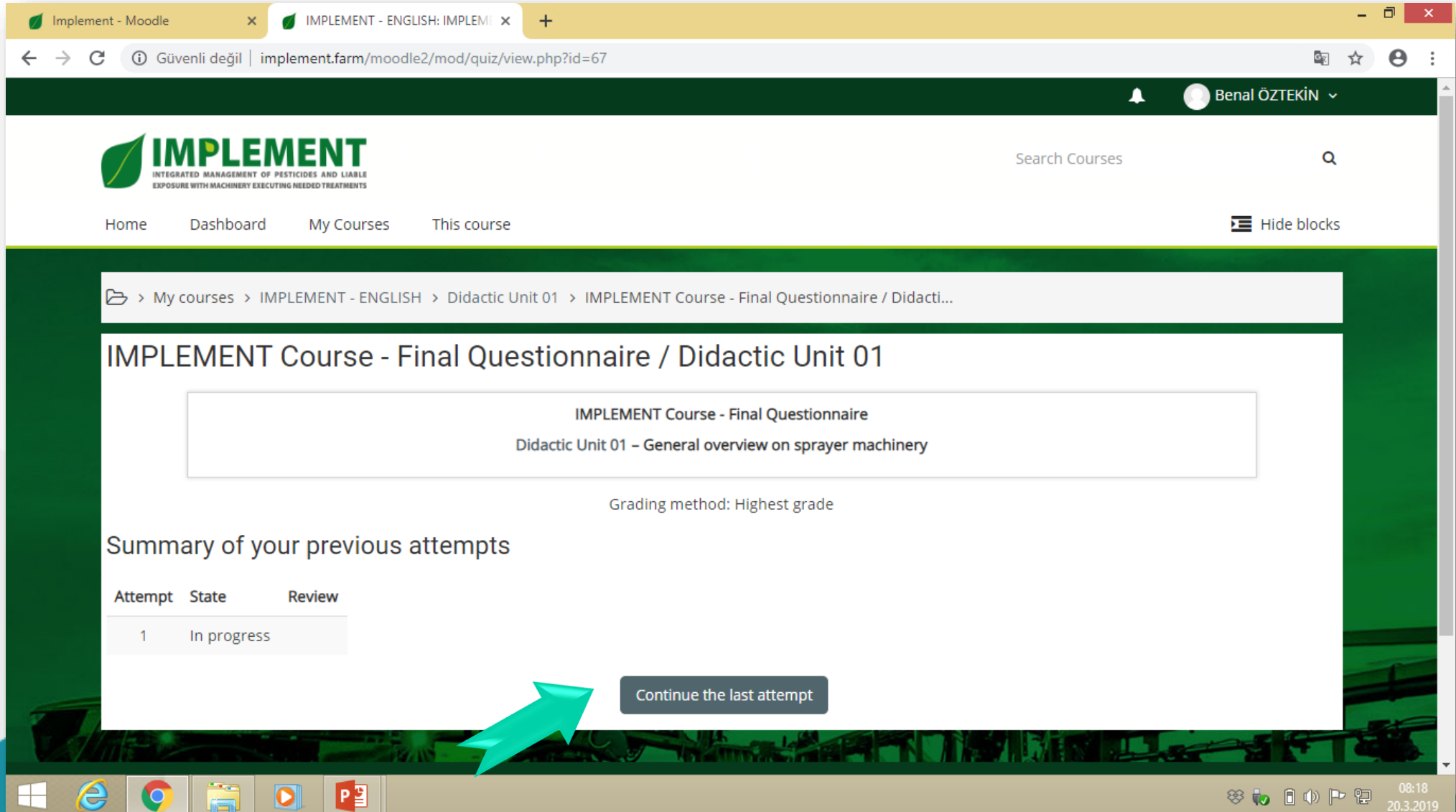


The screenshot shows a web browser window with two tabs: 'Implement - Moodle' and 'Ders: IMPLEMENTFARM - EN'. The address bar shows the URL 'implement.farm/moodle2/course/view.php?id=13'. The page header includes the IMPLEMENT logo, a search bar, and user information (Türkçe (tr), Benal ÖZTEKİN). The main content area displays the course structure under 'Derslerim > IMPLEMENTFARM - EN'. It lists 'Didactic Unit 00' and 'Didactic Unit 01'. Under 'Didactic Unit 00', there is a 'Didactic Unit 00' entry and an 'IMPLEMENT Course - Final Questionnaire / Didactic Unit 00' entry marked 'Not attempted'. A red arrow points to a checkbox next to the 'Didactic Unit 00' entry, indicating the completion status. The Windows taskbar at the bottom shows various application icons and the system clock (16:45, 3.2.2019).

# IMPLEMENT e-learning Platform

## «Inside the course

### Quiz Attempt



The screenshot shows a web browser window with the URL `implement.farm/moodle2/mod/quiz/view.php?id=67`. The page displays the IMPLEMENT logo and navigation links: Home, Dashboard, My Courses, and This course. A search bar and a 'Hide blocks' button are also visible. The breadcrumb trail indicates the user is in 'My courses > IMPLEMENT - ENGLISH > Didactic Unit 01 > IMPLEMENT Course - Final Questionnaire / Didactic...'. The main heading is 'IMPLEMENT Course - Final Questionnaire / Didactic Unit 01'. Below this, a box contains the text 'IMPLEMENT Course - Final Questionnaire' and 'Didactic Unit 01 – General overview on sprayer machinery'. The grading method is 'Highest grade'. A section titled 'Summary of your previous attempts' shows a table with one attempt:

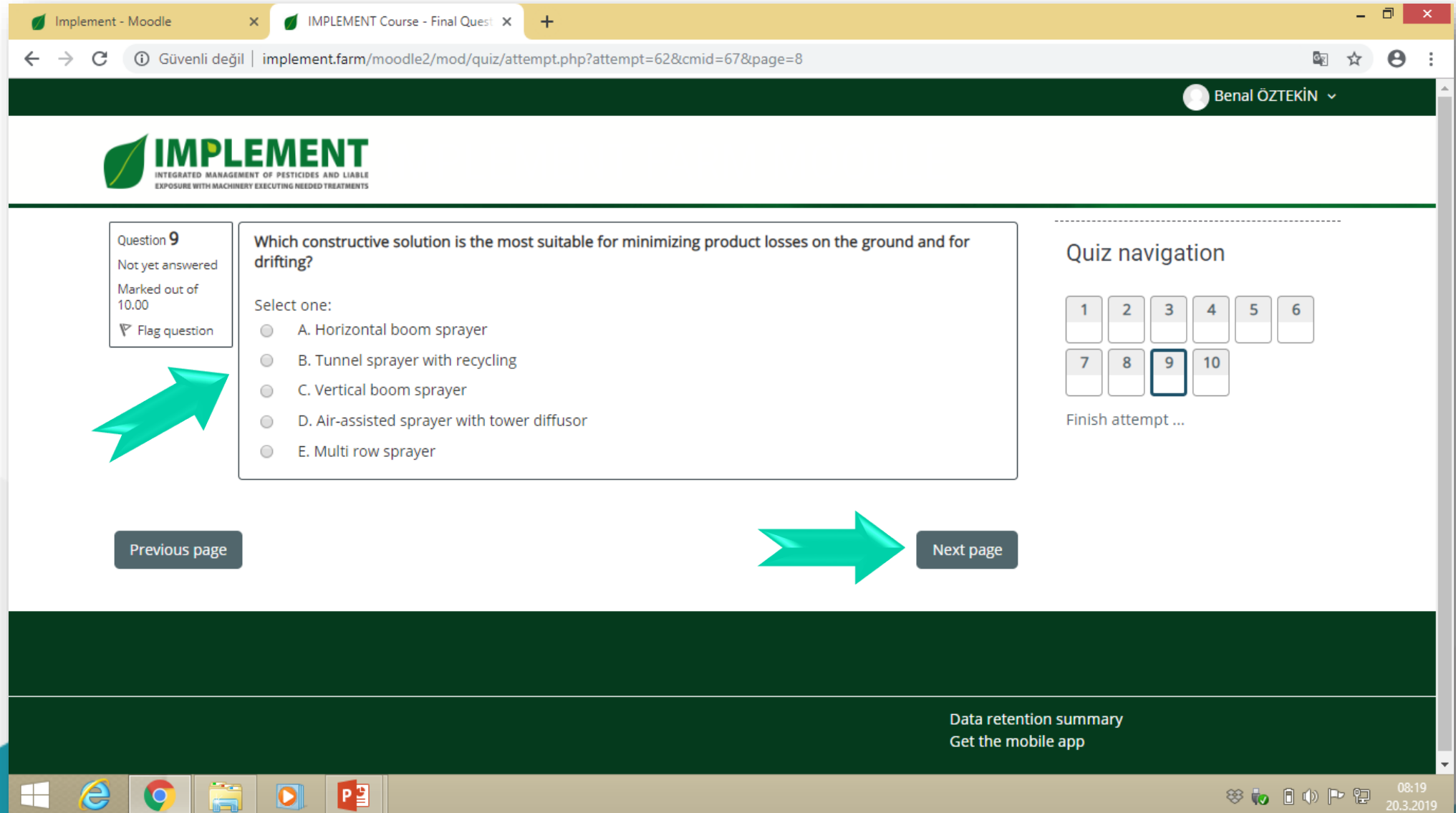
Attempt	State	Review
1	In progress	

A 'Continue the last attempt' button is located below the table. A red arrow points to this button. The Windows taskbar at the bottom shows the Start button, Internet Explorer, Google Chrome, File Explorer, VLC media player, and Microsoft PowerPoint. The system clock shows 08:18 on 20.3.2019.

# IMPLEMENT e-learning Platform

## «Inside the course

### Quiz Attempt



The screenshot shows a web browser window with two tabs: 'Implement - Moodle' and 'IMPLEMENT Course - Final Quest'. The address bar shows the URL 'implement.farm/moodle2/mod/quiz/attempt.php?attempt=62&cmid=67&page=8'. The user is logged in as 'Benal ÖZTEKİN'. The page features the IMPLEMENT logo and a quiz question titled 'Which constructive solution is the most suitable for minimizing product losses on the ground and for drifting?'. The question is marked as 'Not yet answered' and 'Marked out of 10.00'. A green arrow points to the 'Flag question' link. The question options are: A. Horizontal boom sprayer, B. Tunnel sprayer with recycling, C. Vertical boom sprayer, D. Air-assisted sprayer with tower diffusor, and E. Multi row sprayer. A 'Previous page' button is on the left, and a 'Next page' button is on the right, with a green arrow pointing to the 'Next page' button. A 'Quiz navigation' section shows a grid of numbers 1 through 10, with the number 9 highlighted. Below the navigation section is a 'Finish attempt ...' link. At the bottom of the page, there is a dark green footer with the text 'Data retention summary' and 'Get the mobile app'. The Windows taskbar is visible at the bottom of the browser window, showing icons for Windows, Edge, Chrome, File Explorer, and PowerPoint. The system clock shows 08:19 on 20.3.2019.

Implement - Moodle x IMPLEMENT Course - Final Quest x +

Güvenli değil | implement.farm/moodle2/mod/quiz/attempt.php?attempt=62&cmid=67&page=8

Benal ÖZTEKİN

**IMPLEMENT**  
INTEGRATED MANAGEMENT OF PESTICIDES AND LIABLE  
EXPOSURE WITH MACHINERY EXECUTING NEEDED TREATMENTS

Question 9  
Not yet answered  
Marked out of 10.00  
Flag question

Which constructive solution is the most suitable for minimizing product losses on the ground and for drifting?

Select one:

- ☐ A. Horizontal boom sprayer
- ☐ B. Tunnel sprayer with recycling
- ☐ C. Vertical boom sprayer
- ☐ D. Air-assisted sprayer with tower diffusor
- ☐ E. Multi row sprayer

Previous page

Next page

Quiz navigation

1	2	3	4	5	6
7	8	9	10		

Finish attempt ...

Data retention summary  
Get the mobile app

08:19  
20.3.2019

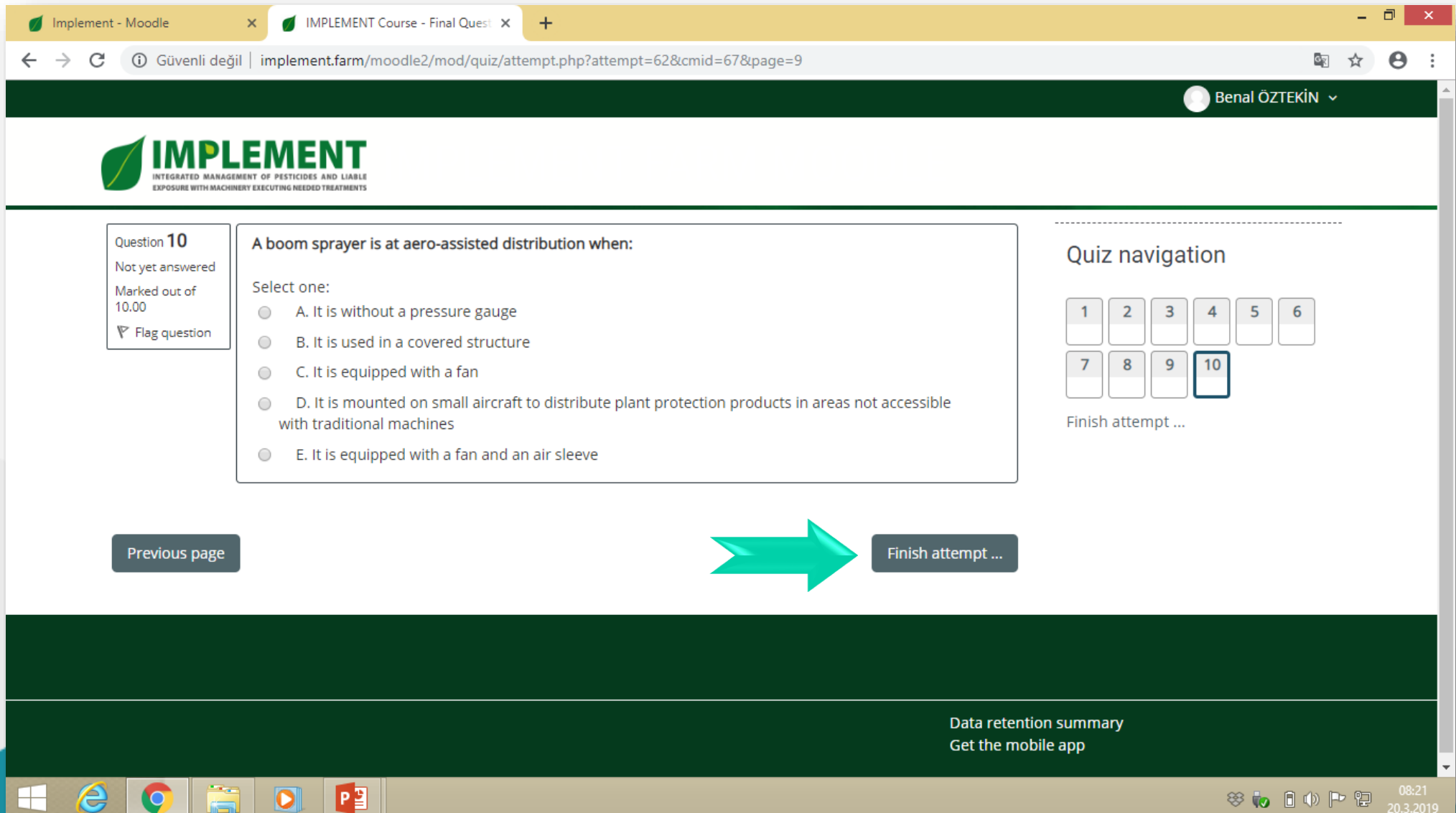


# IMPLEMENT e-learning Platform

## «Inside the course»

### Quiz Attempt

After answering all questions, click on «Finish attempt»



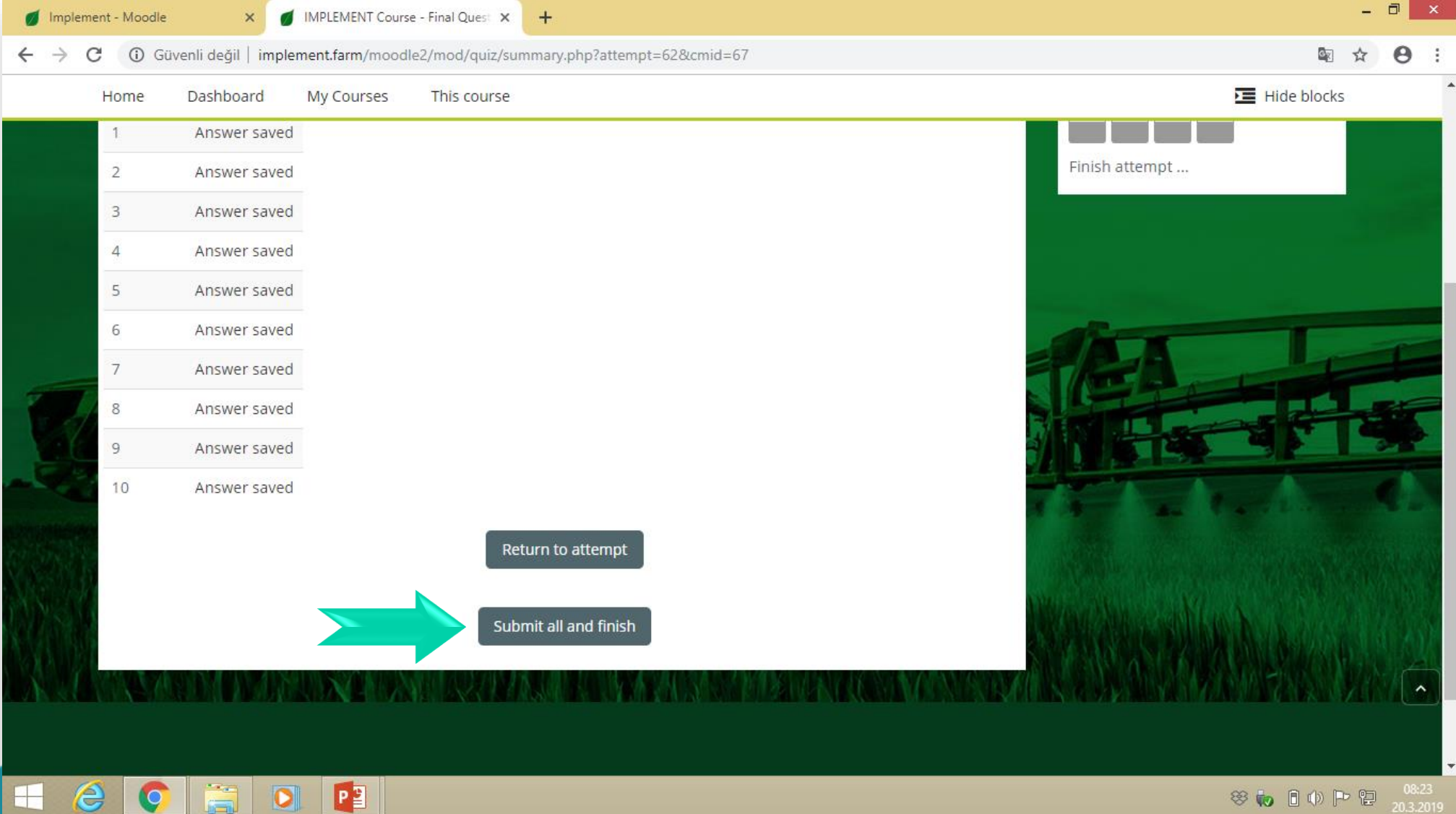
The screenshot shows a web browser window with two tabs: 'Implement - Moodle' and 'IMPLEMENT Course - Final Quest'. The address bar shows the URL 'implement.farm/moodle2/mod/quiz/attempt.php?attempt=62&cmid=67&page=9'. The user is logged in as 'Benal ÖZTEKİN'. The main content area displays 'Question 10' with the text 'A boom sprayer is at aero-assisted distribution when:' and a 'Select one:' prompt. There are five radio button options: A. It is without a pressure gauge, B. It is used in a covered structure, C. It is equipped with a fan, D. It is mounted on small aircraft to distribute plant protection products in areas not accessible with traditional machines, and E. It is equipped with a fan and an air sleeve. To the right of the question is a 'Quiz navigation' section with buttons for questions 1 through 10, where question 10 is highlighted. Below the question is a 'Previous page' button and a 'Finish attempt ...' button, with a large green arrow pointing from the question area to the 'Finish attempt ...' button. At the bottom of the page, there is a dark green footer with the text 'Data retention summary' and 'Get the mobile app'. The Windows taskbar is visible at the very bottom, showing various application icons and the system clock indicating 08:21 on 20.3.2019.

# IMPLEMENT e-learning Platform

## «Inside the course»

Quiz Attempt

Click «Submit all and finish»



The screenshot shows a web browser window with two tabs: 'Implement - Moodle' and 'IMPLEMENT Course - Final Quest'. The address bar shows the URL 'implement.farm/moodle2/mod/quiz/summary.php?attempt=62&cmid=67'. The page has a navigation bar with 'Home', 'Dashboard', 'My Courses', and 'This course'. A 'Hide blocks' button is in the top right. The main content area displays a list of 10 quiz questions, all marked 'Answer saved'. At the bottom, there are two buttons: 'Return to attempt' and 'Submit all and finish'. A large red arrow points to the 'Submit all and finish' button. The background of the page features a green field with a tractor. The Windows taskbar at the bottom shows the Start button, Internet Explorer, Google Chrome, File Explorer, VLC media player, and Microsoft PowerPoint. The system clock shows 08:23 on 20.3.2019.

Question Number	Status
1	Answer saved
2	Answer saved
3	Answer saved
4	Answer saved
5	Answer saved
6	Answer saved
7	Answer saved
8	Answer saved
9	Answer saved
10	Answer saved

Return to attempt

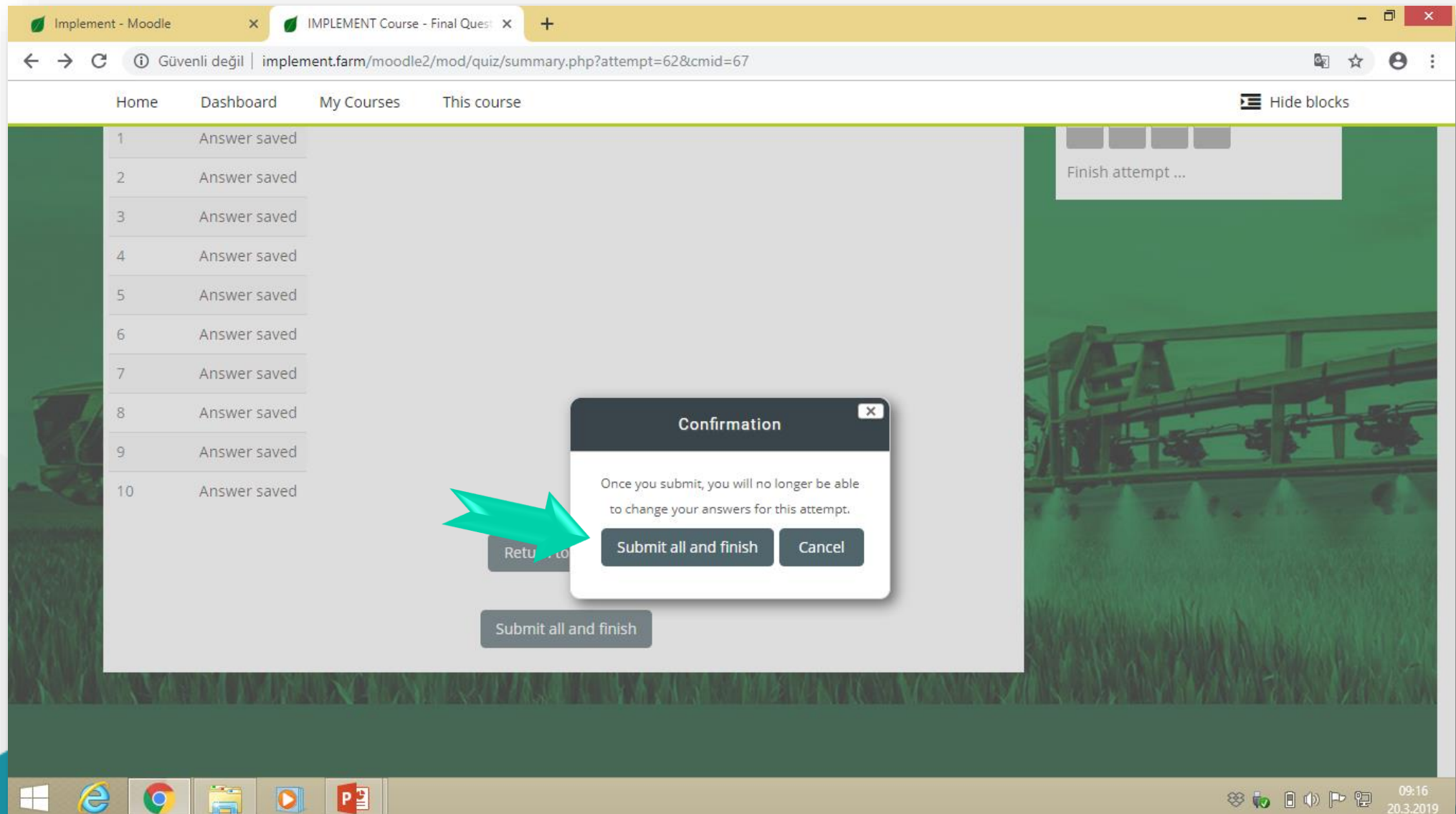
Submit all and finish

# IMPLEMENT e-learning Platform

## «Inside the course

Quiz Attempt

Click „Submit all and finish“

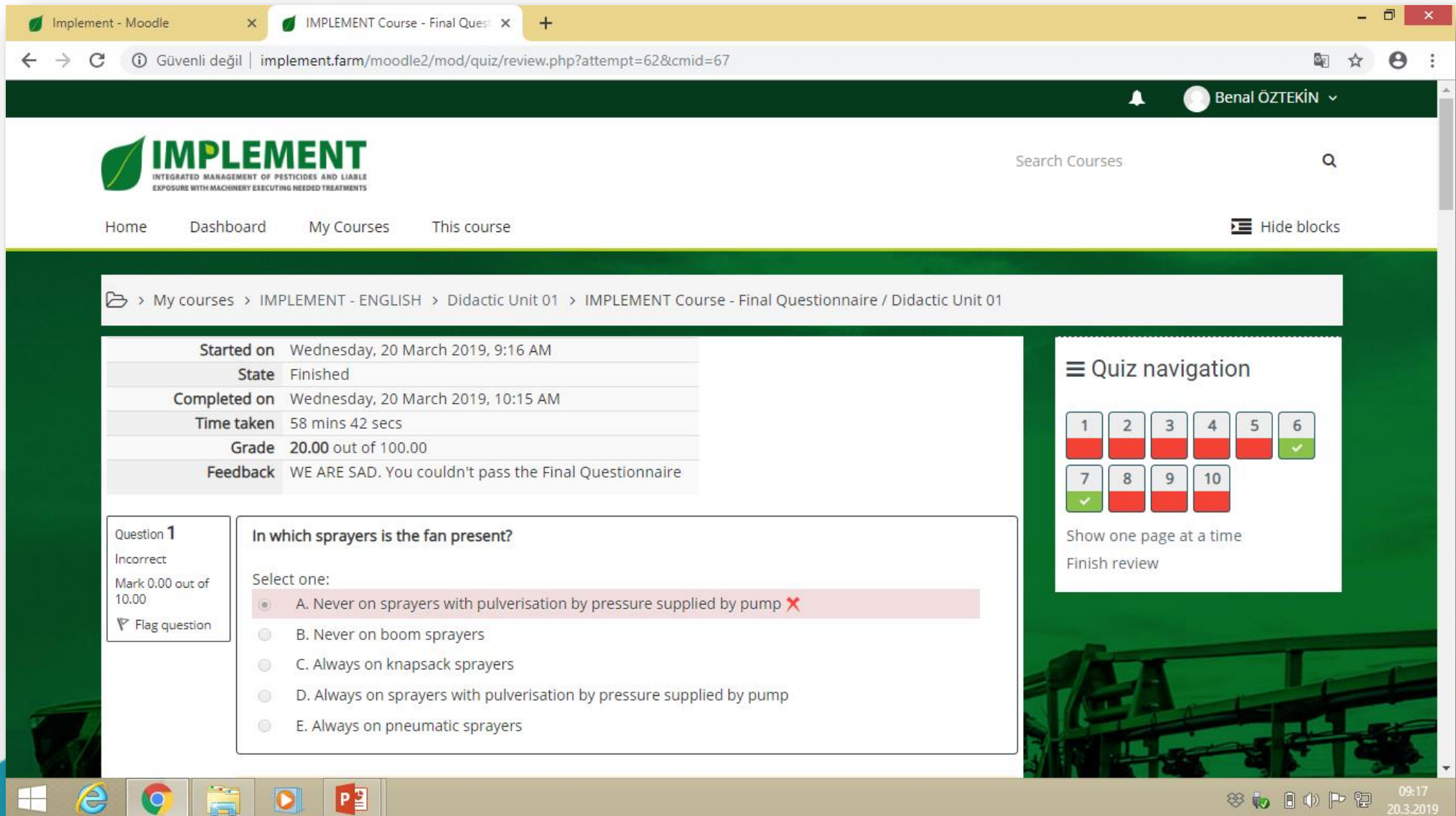


# IMPLEMENT e-learning Platform

## «Inside the course

### Quiz Attempt

Preview of your attempt will be displayed, with indication of correct and wrong answers, marks and grade. Scroll down...



The screenshot shows a web browser window with two tabs: 'Implement - Moodle' and 'IMPLEMENT Course - Final Questionnaire'. The address bar shows the URL: `implement.farm/moodle2/mod/quiz/review.php?attempt=62&cmid=67`. The user is logged in as 'Benal ÖZTEKİN'. The page header includes the IMPLEMENT logo and a search bar. The main content area shows the quiz attempt details for 'Didactic Unit 01'.

Started on	Wednesday, 20 March 2019, 9:16 AM
State	Finished
Completed on	Wednesday, 20 March 2019, 10:15 AM
Time taken	58 mins 42 secs
Grade	20.00 out of 100.00
Feedback	WE ARE SAD. You couldn't pass the Final Questionnaire

**Question 1**  
Incorrect  
Mark 0.00 out of 10.00  
Flag question

**In which sprayers is the fan present?**

Select one:

- ☒ A. Never on sprayers with pulverisation by pressure supplied by pump ❌
- ☐ B. Never on boom sprayers
- ☐ C. Always on knapsack sprayers
- ☐ D. Always on sprayers with pulverisation by pressure supplied by pump
- ☐ E. Always on pneumatic sprayers

**Quiz navigation**

1 2 3 4 5 6  
7 8 9 10

Show one page at a time  
Finish review



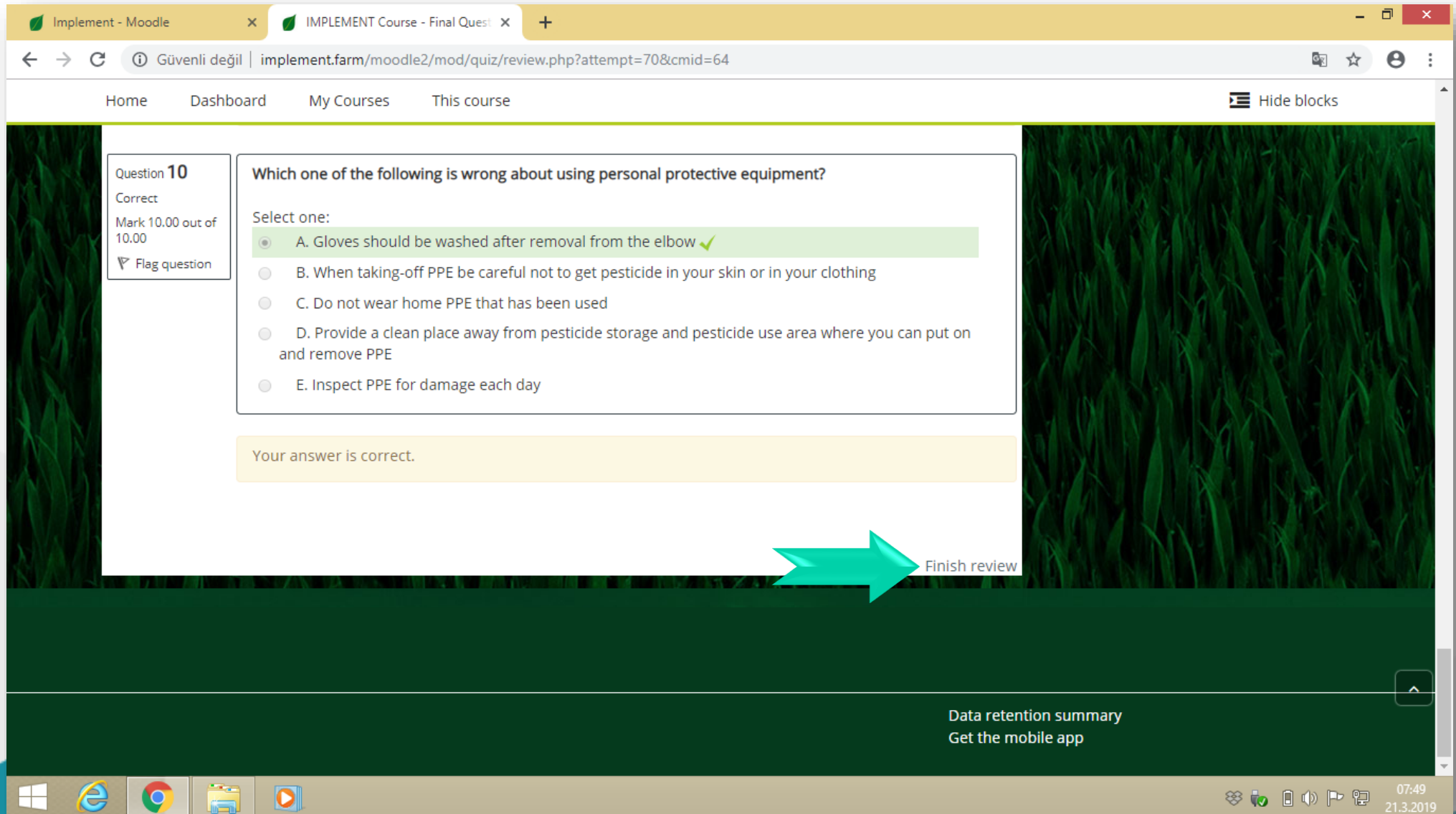
# IMPLEMENT e-learning Platform

## «Inside the course»

Quiz Attempt

Click «Finish review»

If you do not pass the exam, we recommend that you take the exam again after reviewing the subject.



Implement - Moodle x IMPLEMENT Course - Final Quest x +

← → ↺ Güvenli değil | implement.farm/moodle2/mod/quiz/review.php?attempt=70&cmid=64

Home Dashboard My Courses This course Hide blocks

**Question 10**  
Correct  
Mark 10.00 out of 10.00  
Flag question

**Which one of the following is wrong about using personal protective equipment?**

Select one:

- ☒ A. Gloves should be washed after removal from the elbow ✓
- ☐ B. When taking-off PPE be careful not to get pesticide in your skin or in your clothing
- ☐ C. Do not wear home PPE that has been used
- ☐ D. Provide a clean place away from pesticide storage and pesticide use area where you can put on and remove PPE
- ☐ E. Inspect PPE for damage each day

Your answer is correct.

Finish review

Data retention summary  
Get the mobile app

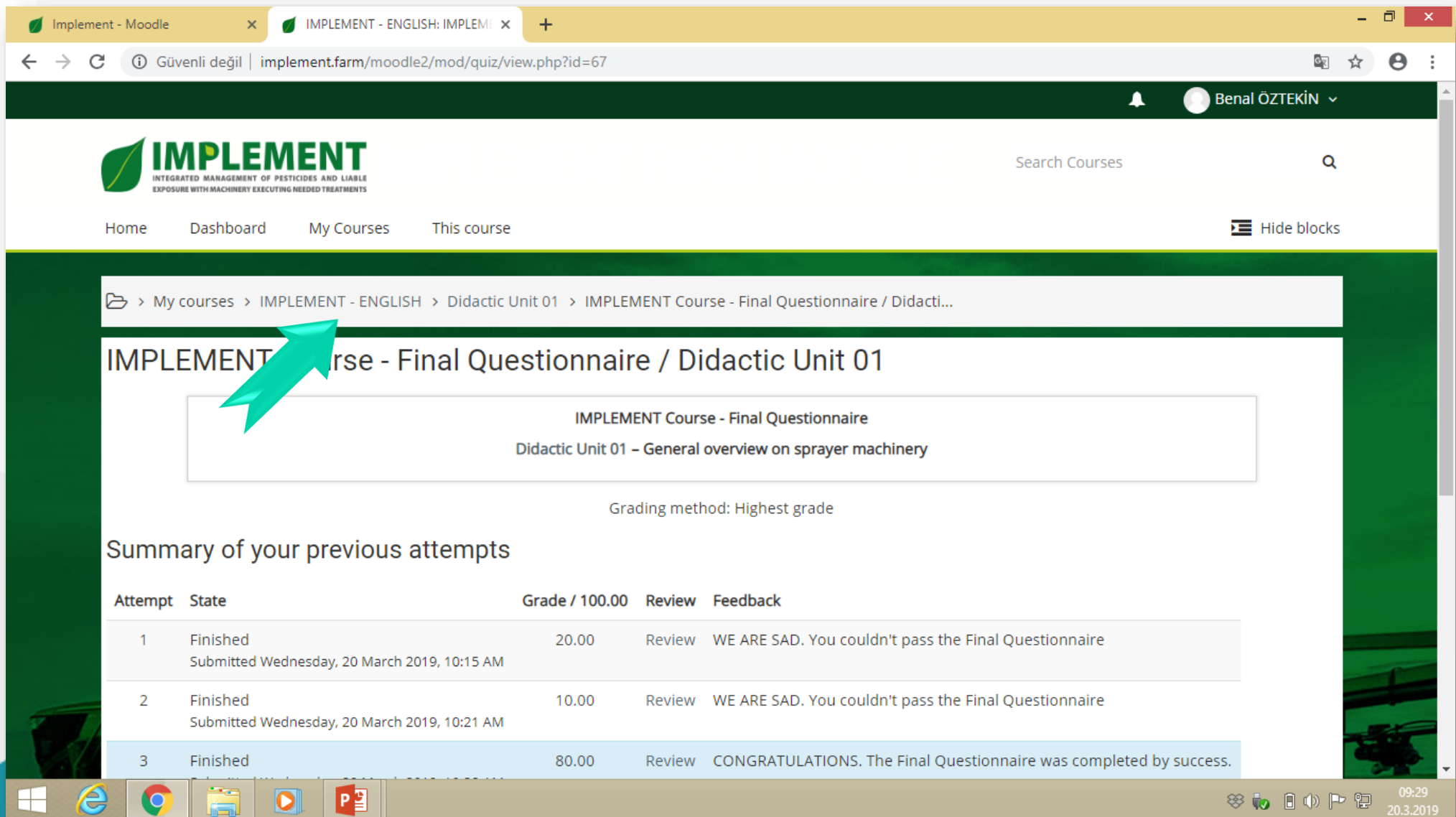
07:49  
21.3.2019

# IMPLEMENT e-learning Platform

## «Inside the course

### Quiz Attempt

Summary of your attempt will be displayed. You go back to course and continue with next module.



The screenshot shows a web browser window with the URL `implement.farm/moodle2/mod/quiz/view.php?id=67`. The user is logged in as Benal ÖZTEKİN. The page displays the course title "IMPLEMENT Course - Final Questionnaire / Didactic Unit 01" and the specific unit "Didactic Unit 01 – General overview on sprayer machinery". The grading method is set to "Highest grade".

**Summary of your previous attempts**

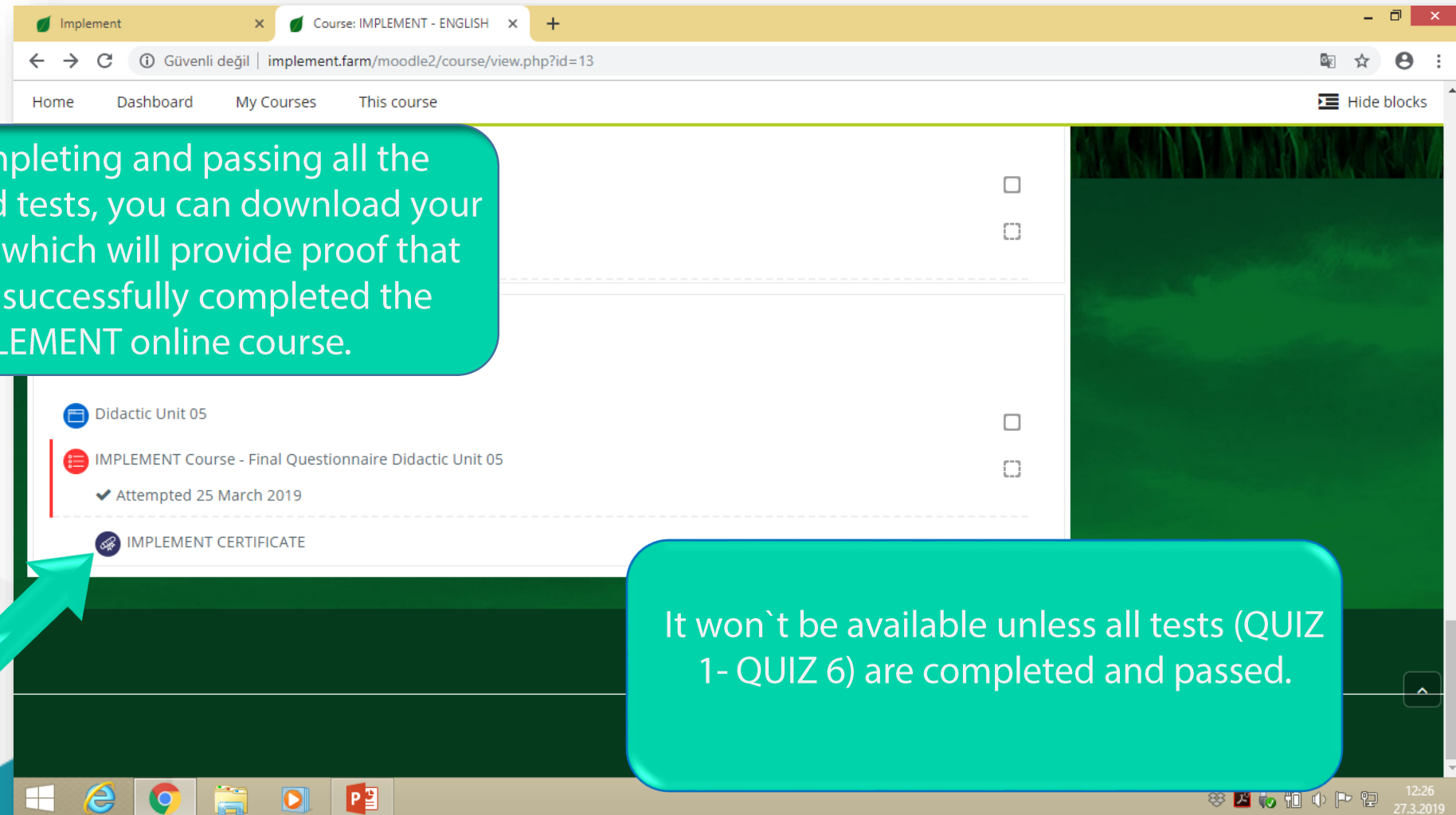
Attempt	State	Grade / 100.00	Review	Feedback
1	Finished Submitted Wednesday, 20 March 2019, 10:15 AM	20.00	Review	WE ARE SAD. You couldn't pass the Final Questionnaire
2	Finished Submitted Wednesday, 20 March 2019, 10:21 AM	10.00	Review	WE ARE SAD. You couldn't pass the Final Questionnaire
3	Finished	80.00	Review	CONGRATULATIONS. The Final Questionnaire was completed by success.

# IMPLEMENT e-learning Platform

## «Inside the course»

After completing and passing all the modules and tests, you can download your Certificate, which will provide proof that you have successfully completed the IMPLEMENT online course.

Click on  
«Certificate»



Implement Course: IMPLEMENT - ENGLISH

Home Dashboard My Courses This course

Didactic Unit 05

IMPLEMENT Course - Final Questionnaire Didactic Unit 05

Attempted 25 March 2019

IMPLEMENT CERTIFICATE

Hide blocks

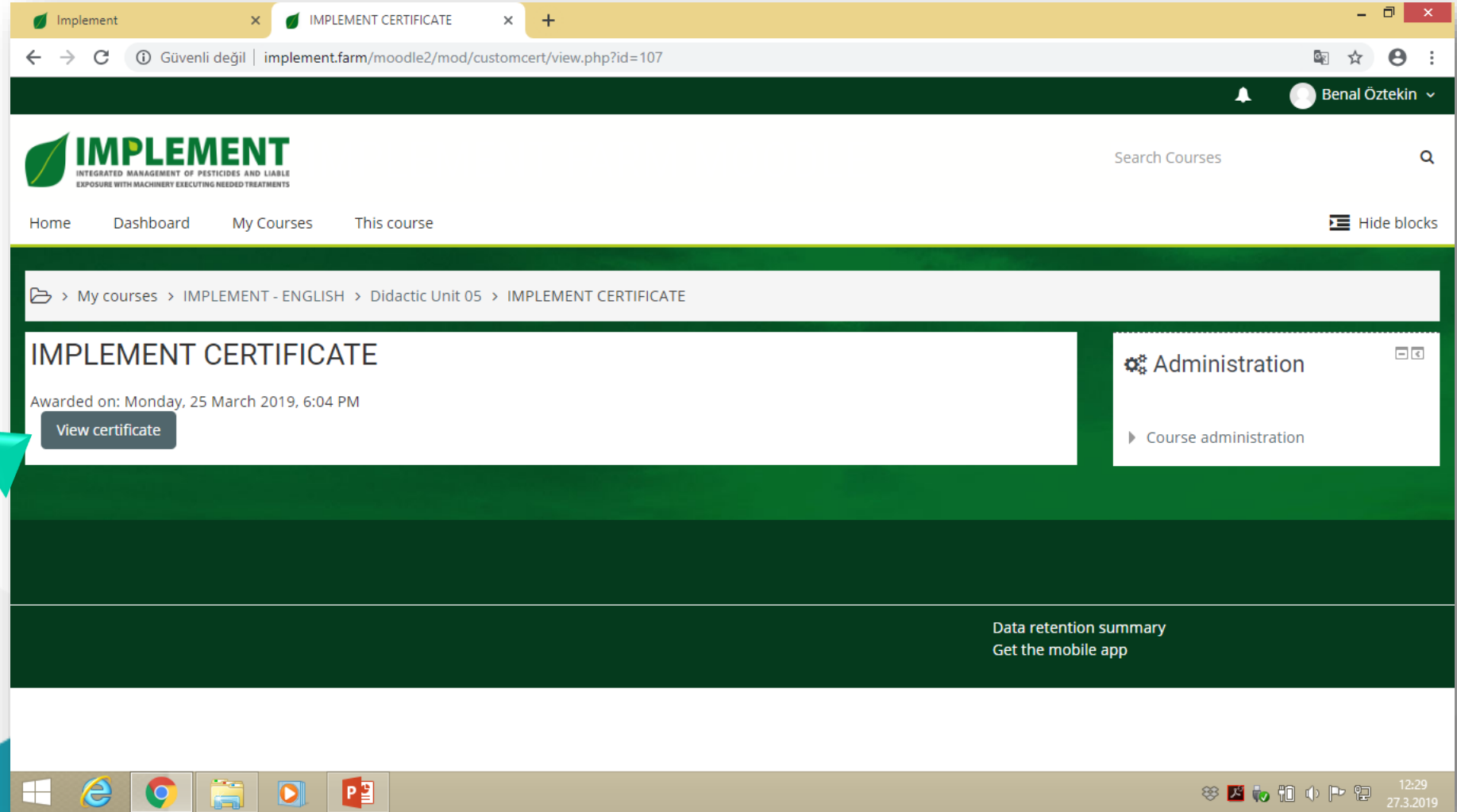
12:26 27.3.2019

It won't be available unless all tests (QUIZ 1- QUIZ 6) are completed and passed.

# IMPLEMENT e-learning Platform

## «Inside the course

Click here to  
download your  
certificate



Implement

IMPLEMENT CERTIFICATE

Güvenli değil | implement.farm/moodle2/mod/customcert/view.php?id=107

Benal Öztekin

Search Courses

Home Dashboard My Courses This course

Hide blocks

> My courses > IMPLEMENT - ENGLISH > Didactic Unit 05 > IMPLEMENT CERTIFICATE

**IMPLEMENT CERTIFICATE**

Awarded on: Monday, 25 March 2019, 6:04 PM

[View certificate](#)

Administration

Course administration

Data retention summary  
Get the mobile app

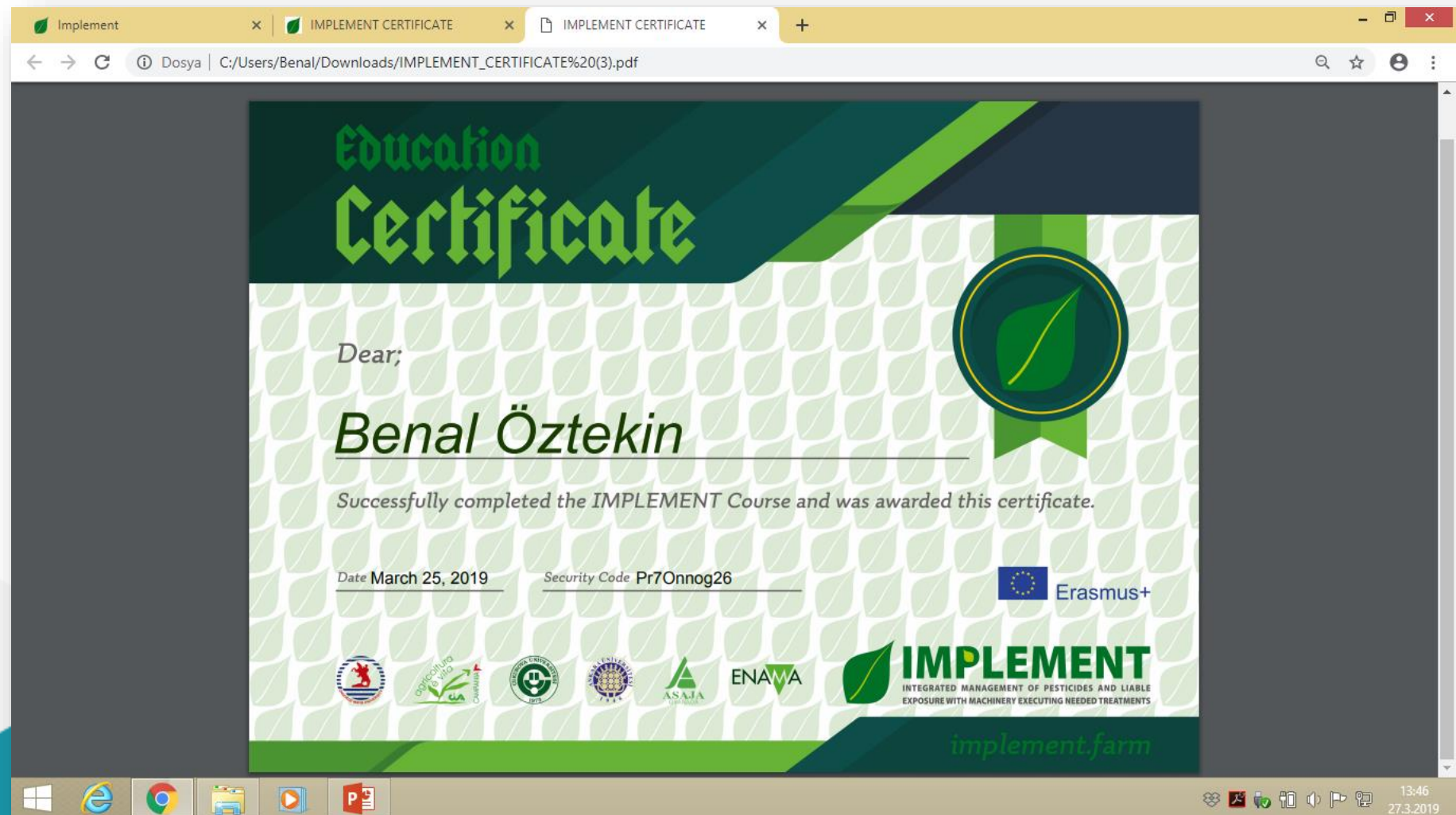
12:29  
27.3.2019



# IMPLEMENT e-learning Platform

## «Inside the course

### Education Certificate



# IMPLEMENT e-learning Platform

## «Finish the course

